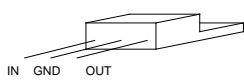
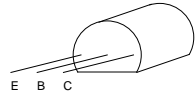


Cathode of LED1 must be soldered near LED case to metal of the case to ensure proper cooling.

LM7805



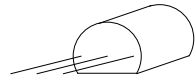
BC547



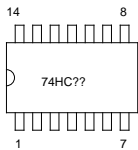
Match gains of both transistors to get better performance

2N3904

2N2222

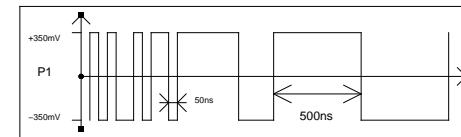


Match gains of both transistors to get better performance

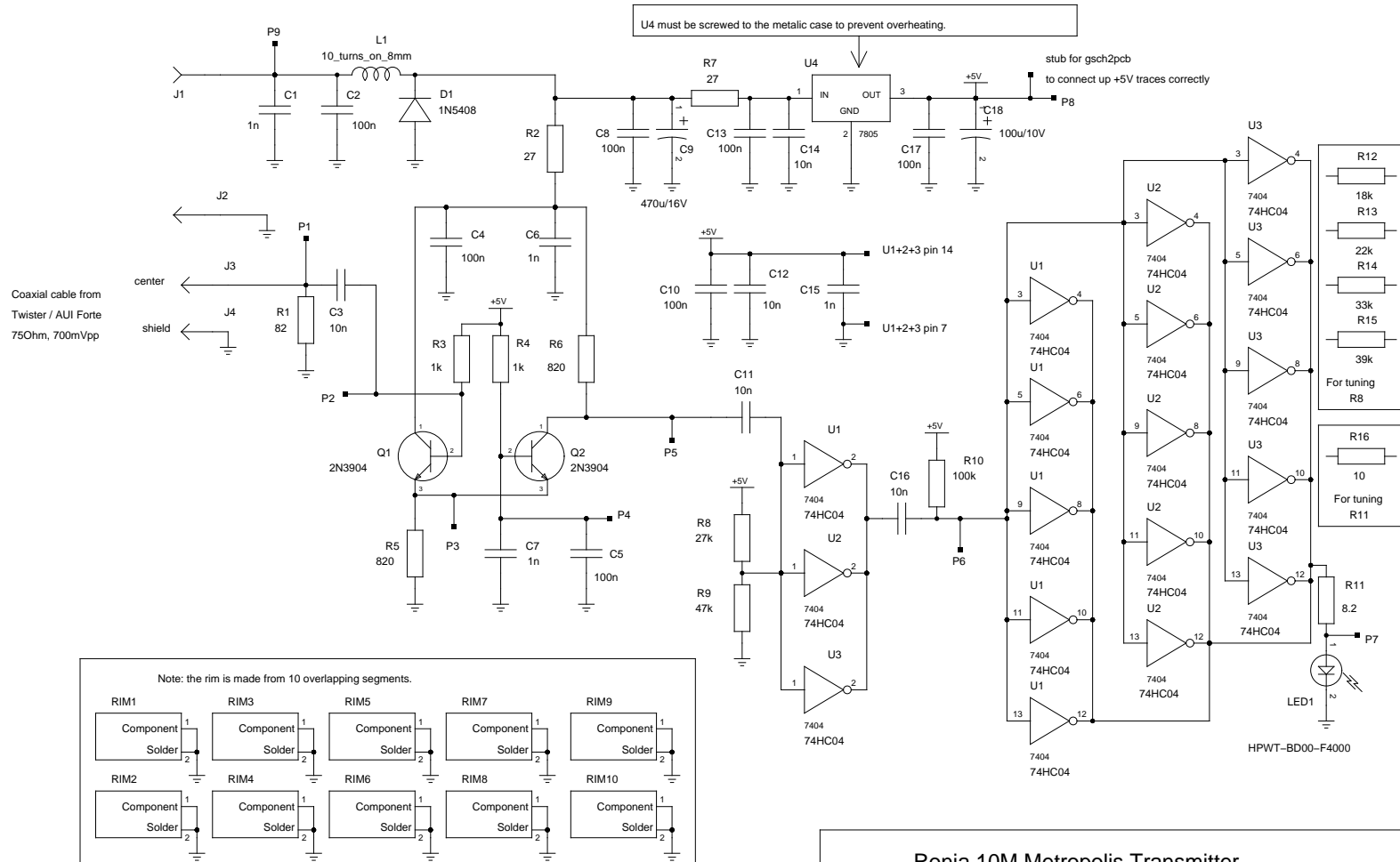


With signal at CON1		
	AC	DC
P1	600mVpp...700mVpp	0V
P2	600mVpp...700mVpp	P8-0.1V...P8
P3	0mVpp...100mVpp	P8-0.8V...P8-0.5V
P4	0mVpp...40mVpp	P8-0.1V...P8
P5	4V...4.4Vpp	P9-2.2V...P9-2.0V
P6	P8/2-0.4...P8/2+0.1Vpp	P8/2-0.1V...P8/2+0.1V
P7	124mA...136mApp	62mA...68mA
P8	0...50mVpp	4.8V...5.2V
P9	0...20mVpp	11.5V...12.5V

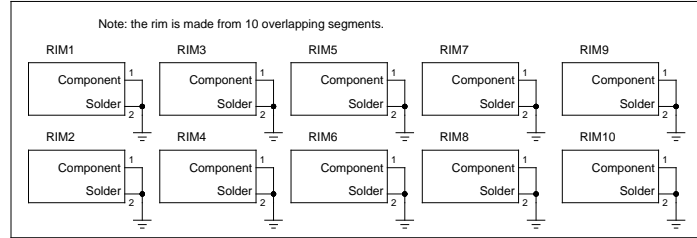
Without signal at CON1		
	AC	DC
P1	0V	0V
P2	0V	P8-0.1V...P8
P3	0V	P8-0.8V...P8-0.6V
P4	0V	P8-0.1V...P8
P5	0V	P9-4.4V...P9
P6	0V	P8-0.2V...P8
P7	0mA	0mA
P8	0V	4.8V...5.2V
P9	0V	11.5V...12.5V



U4 must be screwed to the metallic case to prevent overheating.



Coaxial cable from Twister / AUI Forte 75Ohm, 700mVpp



The shielding lid must have many contact flaps.

TITLE			
FILE: licensed under GPL		REVISION: March 28, 2005	
PAGE: 1	OF: 1	DRAWN BY:	Clock

### Ronja 10M Metropolis Transmitter