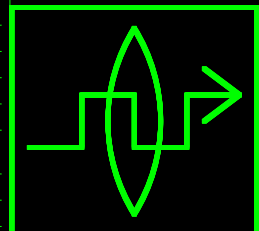
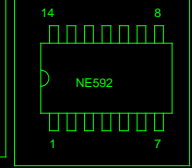
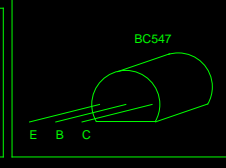
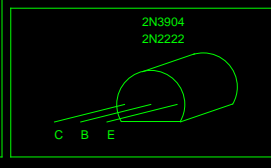
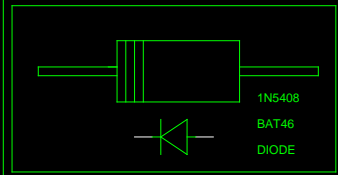
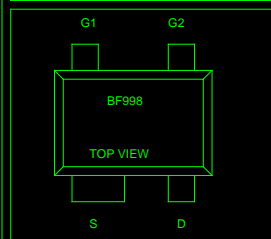
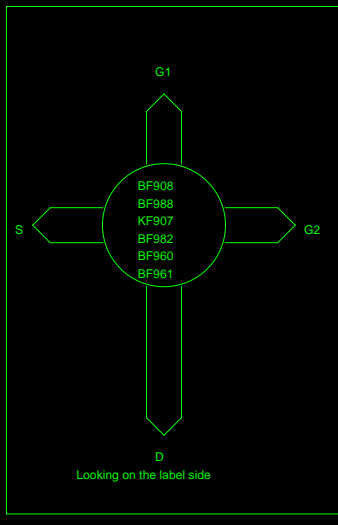
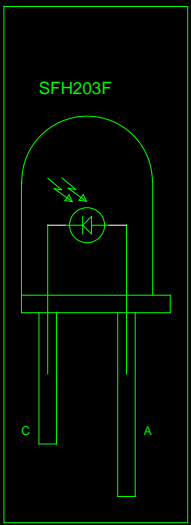


Connect pins 2,6,9,13 of U101 to ground for enhanced stability.
Match gains of Q102 and Q103 to improve performance.

Point	DC voltage minimum	DC voltage maximum	Adjust	Note
P101	P110-0.7V	P110		
P102	3.5V	4V	R104	
P103	0mV	0.1mV		
P104	5V	6V	R106	Measure with RSSI <2V
P105	P110/2-0.5V	P110/2+0.5V		
P106	P110/2-0.7V	P110/2+0.5V		
P107	0V no signal	4V overdrive		Also called RSSI. 0V may be like 60mV, varies piece to piece
P108	P110-1.3V	P110-0.9V		
P109	P106-0.8V	P106-0.6V		
P110	11.5V	12.5V		



RONJA



Ronja 10M Receiver

TITLE: Ronja 10M Receiver
 FILE: licensed under GFDL
 REVISION: October 3, 2007
 PAGE: 1 OF 1
 DRAWN BY: Clock